

More useful websites

www.ictgames.com/literacy

Wide range of games for sounds, words and rhyming.

www.topmarks.co.uk

Search engine designed for schools where you can find a wide range of resources and activities with a phonics focus.







Letters and Sounds

Parent's
guide

Overview

Letters and Sounds is the recognised programme for teaching phonics and high frequency words.

It is split into 6 phases with the different phases being covered through Early Years and Key Stage 1.

-  Phase 1 - Nursery/Reception
-  Phase 2 - Reception
-  Phase 3 - Reception/Year 1
-  Phase 4 - Reception/Year 1
-  Phase 5 - Year 1/Year 2
-  Phase 6 - Year 1/Year 2

This booklet will give you an idea of what is expected at each level.

Useful Websites

Below is a list of websites that can support you and your child with letters and sounds:

www.bbc.co.uk/schools/ks1bitesize

Games to practice key skills such as rhyming, punctuation and grammar.

www.phonicsplay.co.uk

Lots of free games for each phase, especially good for reading non-reading. You can also subscribe to access more games.

www.letters-and-sounds.com

Includes further information on each phase as well as printable resources and links to online games.

Next 200 Common words continued

liked	stopped	why	hard
along	park	cried	floppy
we're	horse	keep	really
thing	he's	room	wind
cold	looks	last	wish
duck	dragon	better	eggs
coming	grow	hot	once
giant	ever	sun	
plants	another	across	
fly	great	gone	

All of these words and sounds form the basis of reading and writing.

Phase 1

Phase 1 focuses on the basic skills needed for reading and writing and includes singing lots of nursery rhymes, playing listening games and using musical instruments.

Things to try at home:-

- I spy a c-u-p
- Sing songs and rhymes together
- Make a junk band with pots and pans
- Share lots of books together
- Hide toys and repeat the first sound
- Simon says ...touch your ch-i-n

Phase 2

By the end of Phase 2, the children should know 23 sounds...

s a t p i n m d
g o c k ck e u r
h b f ff l ll ss

and be able to read 6 tricky words...

the to I no go into

They should be able to orally blend CVC words e.g. when you sound out c-a-t, they can tell you the word is cat, and also orally segment CVC words e.g. when you say "man", they can pick out the sounds m-a-n.

Things to try at home:-

- Make up little words - real or nonsense
- Finger action rhymes

Next 200 Common words continued

fun	queen	inside	tea
boat	green	hat	friends
morning	which	bad	there's
its	under	fell	best
girl	trees	grandad	miss
any	eyes	than	lived
air	dark	before	rabbit
top	end	key	river
box	am	sat	use
looking	tell	feet	pulled
even	mother	book	please
clothes	sleep	let	most
place	each	run	birds
window	different	snow	white

Next 200 Common words continued

tree	small	sea	let's
shouted	head	animals	much
magic	around	work	told
fox	only	baby	
laughed	right	something	
three	boy	found	
I've	first	night	
fast	that's	couldn't	
door	mouse	town	
began	still	garden	
next	soon	jumped	
need	car	suddenly	
gave	king	because	
may	every	gran	
say	many		

Phase 3

Phase 3 builds on Phase 2 and the children learn 26 more sounds (including some where the same letters can make different sounds e.g. oo - book, loop).

j v w x y z zz qu
ch sh th ng ai ee igh
oa oo ar or ur ow oi
ear air ure er

And 12 more tricky words to read...

**he she we me be was my
you her they all are**

Things to try at home:-

- Matching pairs game
- Robot game for blending and segmenting

Phase 4

In Phase 4, children learn how to blend and segment lots of different words e.g. CVCC, CCVC, CVCCC.

Also, 14 more tricky words are added too...

**some come one said do so
were when have there out
like little what**

The children should now be able to write the Phase 3 words. During Phase 4, sounds with initial and final blends are taught e.g. bl, dr, br, mp, ft.

Things to try at home:-

Look for words in the environment and make up little captions.

Next 200 Common words

water	didn't	yes	these
over	can't	dog	never
going	things	I'll	lots
took	eat	want	fish
who	has	man	bed
bear	thought	or	live
long	more	home	narrator
wanted	good	know	been
two	did	cat	must
take	would	after	stop
find	think	our	way
away	ran	play	through
how	again	well	other
where	new	round	food
school	everyone	red	us

down	don't	get	your
it's	back	oh	old
look	Mr	people	made
into	came	house	help
him	their	day	Mrs
now	could	if	called
got	by	when	here
put	I'm	very	off
too	big	will	asked
time	looked	children	saw
dad	come	just	make
see	from	about	an

By the end of Year 1, the children are expected to be confidently reading and writing all of these words.

Phase 5

In Phase 5, 13 more new sounds are taught...

ay oy wh ou ir ph ie ue

ew ea aw oe au

The children also learn 5 new sounds all with split diagraphs. When the diagraph is split, the vowel sound is changed e.g. came, Pete, mine.

a_e e_e i_e o_e u_e

They should be able to read words such as crayon, mountain, thirsty and dolphin using their phonic knowledge.

They should also be able to read and write the first 100 high frequency words.

Phase 6

In Phase 6, the focus is on learning spelling rules for word endings or suffixes. They learn how words change when you add certain letters. There are 12 different suffixes taught...

-s -es -ing -ed -er
-est -y -en -ful -ly
-ment -ness

The children are also expected to be able to read and write the next 200 common words.

First 100 High Frequency words

the	it	his	had
said	on	all	there
of	at	up	went
they	with	what	so
for	her	have	go
that	are	some	little
can	this	were	as
my	like	to	no
out	then	I	mum
be	a	you	one
not	he	is	them
and	was	but	do
in	she	we	me